


2014 WOODBURN POLICE DEPARTMENT ANNUAL REPORT



WOODBURN POLICE DEPARTMENT

Integrity-Courage-Pride  Respect-Accountability-Service




Program

- Department Overview
- WPD Mission
- 2014 Accomplishments
- 2015 Goals/Objectives
- 2014 Ordinance Statistics
- 2014 Crime Statistics



WOODBURN POLICE DEPARTMENT

Integrity-Courage-Pride  Respect-Accountability-Service




The Modern Policing Mission



WOODBURN POLICE DEPARTMENT

Integrity-Courage-Pride  Respect-Accountability-Service





WOODBURN POLICE DEPARTMENT

Integrity-Courage-Pride  Respect-Accountability-Service





WOODBURN POLICE DEPARTMENT

Integrity-Courage-Pride  Respect-Accountability-Service



Policing to Serve the Public




WOODBURN POLICE DEPARTMENT

Integrity-Courage-Pride & Respect-Accountability-Service



Marion County Criminal Justice System



WOODBURN POLICE DEPARTMENT

Integrity-Courage-Pride  Respect-Accountability-Service



2014 Operational Highlights

- Completed Re-Accreditation
 - Onsite review by Oregon Accreditation Alliance Evaluators
- Officer Training
 - Developed / Implemented new hiring and training program for sworn officers
 - “Hiring for Attitude” Program
 - Police Training Officer (PTO) Reno Model
- Drug Recognition Expert DRE
 - Fielded WPD’s first ever DRE Officer
- Completed “Good Neighbor” Campaigns



WOODBURN POLICE DEPARTMENT

Integrity-Courage-Pride  Respect-Accountability-Service



2015 Goals/Objectives

■ Training


- Complete training of 3 new officers in PTO
- FBI Supervisor & Management Classes
- Train/Deploy School Resource Officer to Middle Schools

■ Community

- Increase “Shop with a Cop”
- Conduct Citizens Police Academies
- Neighborhood Associations/Watches/Meetings


■ Technology

- Full deployment of Body Worn Cameras
- Improve Crime Analysis Functions



WOODBURN POLICE DEPARTMENT

Integrity-Courage-Pride  Respect-Accountability-Service



Woodburn Police Department Annual Report 2014

ORDINANCE STATS 2014

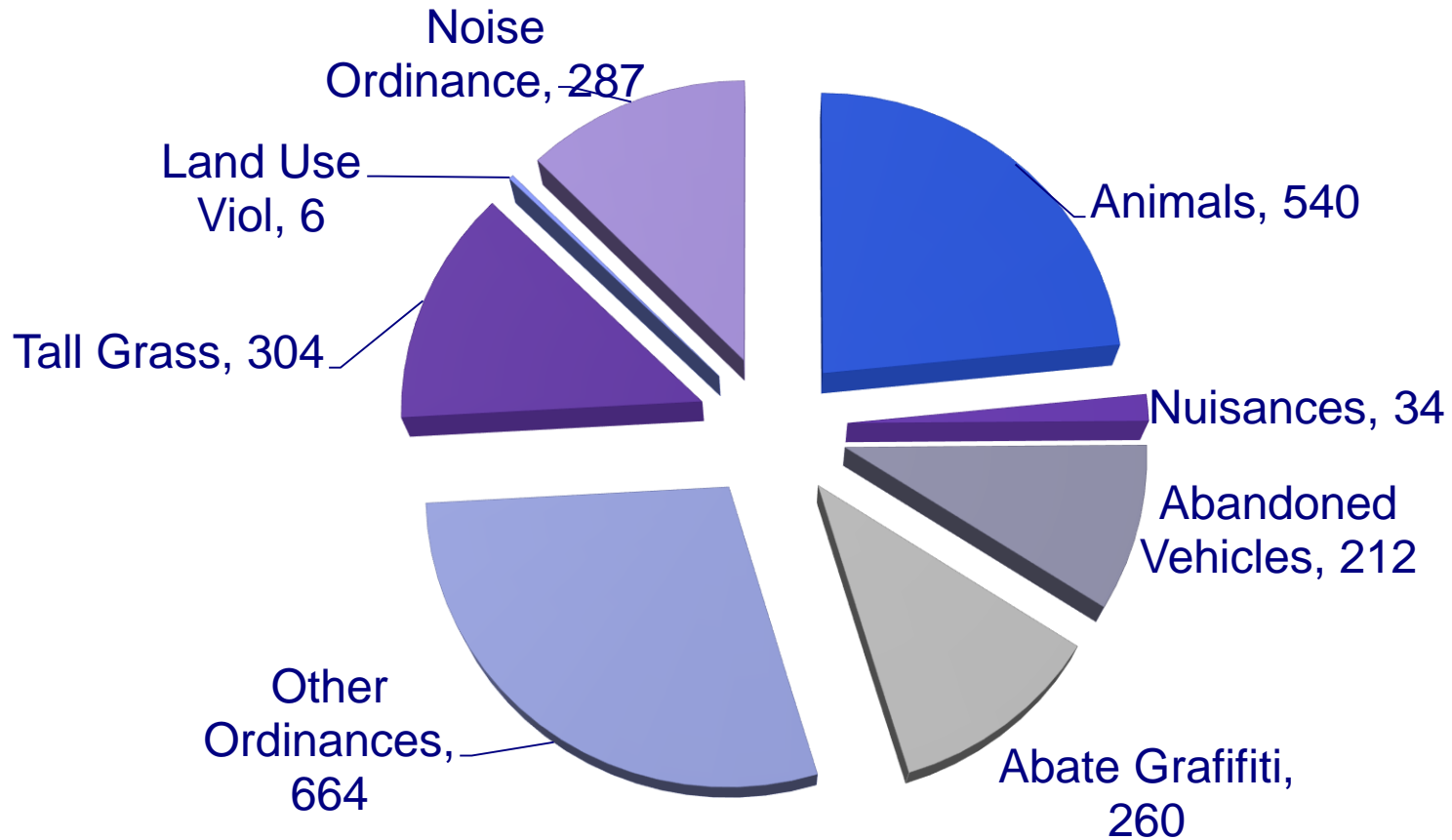


WOODBURN POLICE DEPARTMENT

Integrity-Courage-Pride  Respect-Accountability-Service



2014 Ordinance Calls



WOODBURN POLICE DEPARTMENT

Integrity-Courage-Pride  Respect-Accountability-Service



Ordinances Profile



WOODBURN POLICE DEPARTMENT

Integrity-Courage-Pride  Respect-Accountability-Service



Woodburn Police Department Annual Report 2014

CRIME STATISTICS 2014



WOODBURN POLICE DEPARTMENT

Integrity-Courage-Pride  Respect-Accountability-Service



Index Crime (Offenses Reported to Law Enforcement in 2014)

Violent Crime

Year	Population	Modified Overall Crime Index*	% Change	Violent Crime Index	Violent Crime % Change	Murder	Forcible Rape	Robbery	Aggravated Assault
2011	24,090	623	-17.48%	48	0%	1	2	15	30
2012	24,263	963	+54.57%	68	+41.67%	1	9	25	33
2013	24,300	815	-15.36%	82	+20.58%	1	7	28	46
2014	24,455	821	+0.74%	67	-18.29%	1	14	23	29

Property Crime


Year	Population	Property Crime Index*	% Change	Burglary	Theft	MV Theft	Arson*
2011	24,090	575	-18.67%	105	425	34	11
2012	24,263	895	+55%	149	686	60	5
2013	24,300	733	-18.10%	100	586	47	7
2014	24,455	754	+2.87%	122	538	94	6

*Arson is no longer reported in FBI Index Crime Reports




WOODBURN POLICE DEPARTMENT

Integrity-Courage-Pride & Respect-Accountability-Service




Population Adjusted Index Crime Rate % Change

Year	Population	Violent Crimes/100k Pop	Property Crimes/100k Pop
2011	24,090	199	2,387
2012	24,263	280	3,688
2013	24,300	337	3,016
2014	24,455	274	3,083
Percentage Change			
	2011	-3.87%	-21.82%
	2012	+40.70%	+54.50%
	2013	+20.36%	-18.22%
	2014	-18.69	+2.22%
	4-year Trend	+9.63%	+4.17%



WOODBURN POLICE DEPARTMENT

Integrity-Courage-Pride  Respect-Accountability-Service



Population Adjusted Crime Rate % Change

Year	Population	Crimes/100k Population
2010	23,150	3,260
2011	24,090	2,586
2012	24,263	3,968
2013	24,300	3,353
2014	24,455	3,357

Percentage Change

Year	Population	Crimes/100k Population
2010	-0.86%	-32.07%
2011	+4.06%	-20.68%
2012	+0.72%	+53.44%
2013	+0.15%	-15.50%
2014	+0.64%	+0.12%

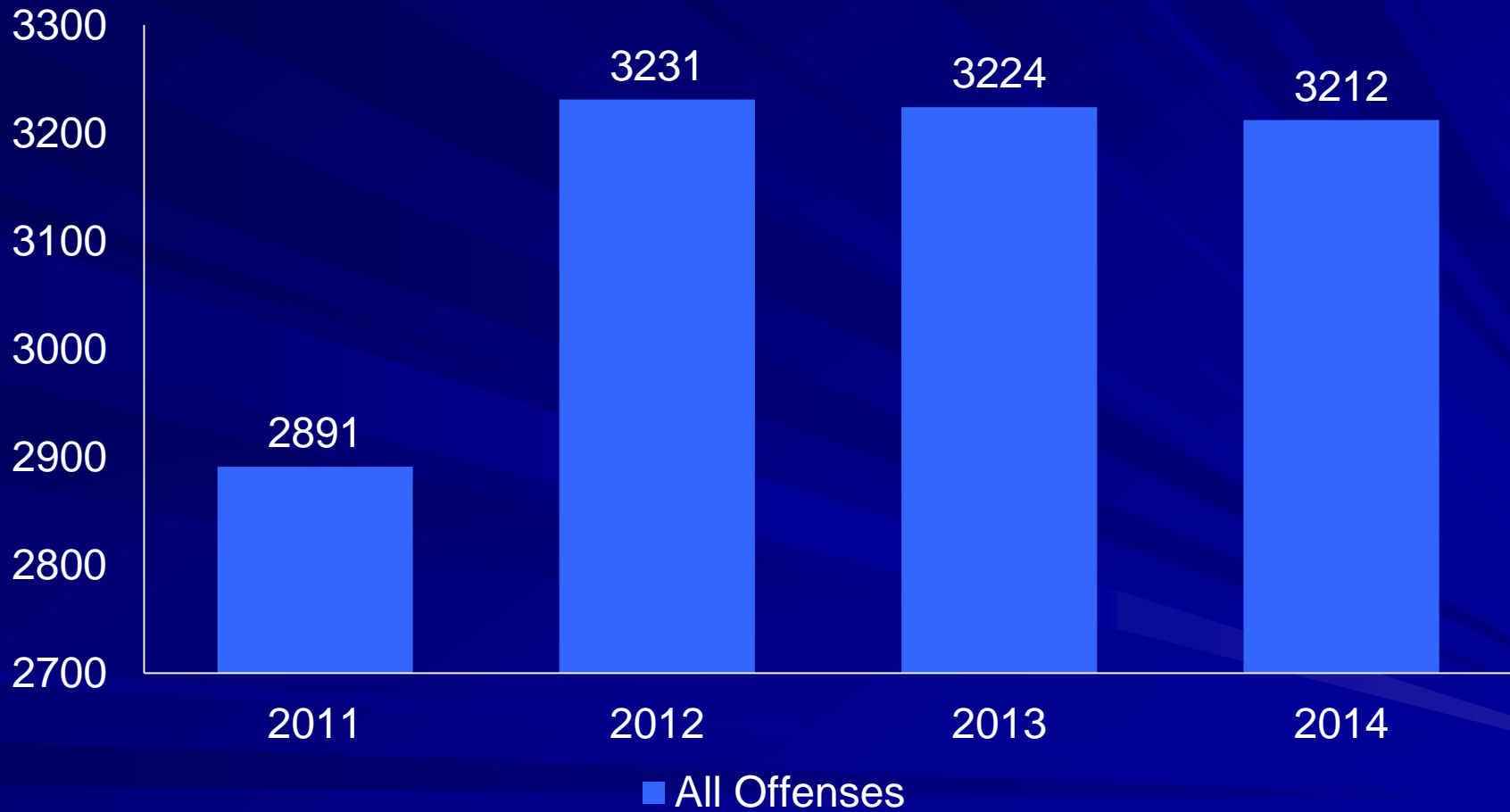


WOODBURN POLICE DEPARTMENT

Integrity-Courage-Pride & Respect-Accountability-Service



Total Criminal Offenses



WOODBURN POLICE DEPARTMENT

Integrity-Courage-Pride  Respect-Accountability-Service



Population Vs. Index Crime (Per 100K)

Chart Title


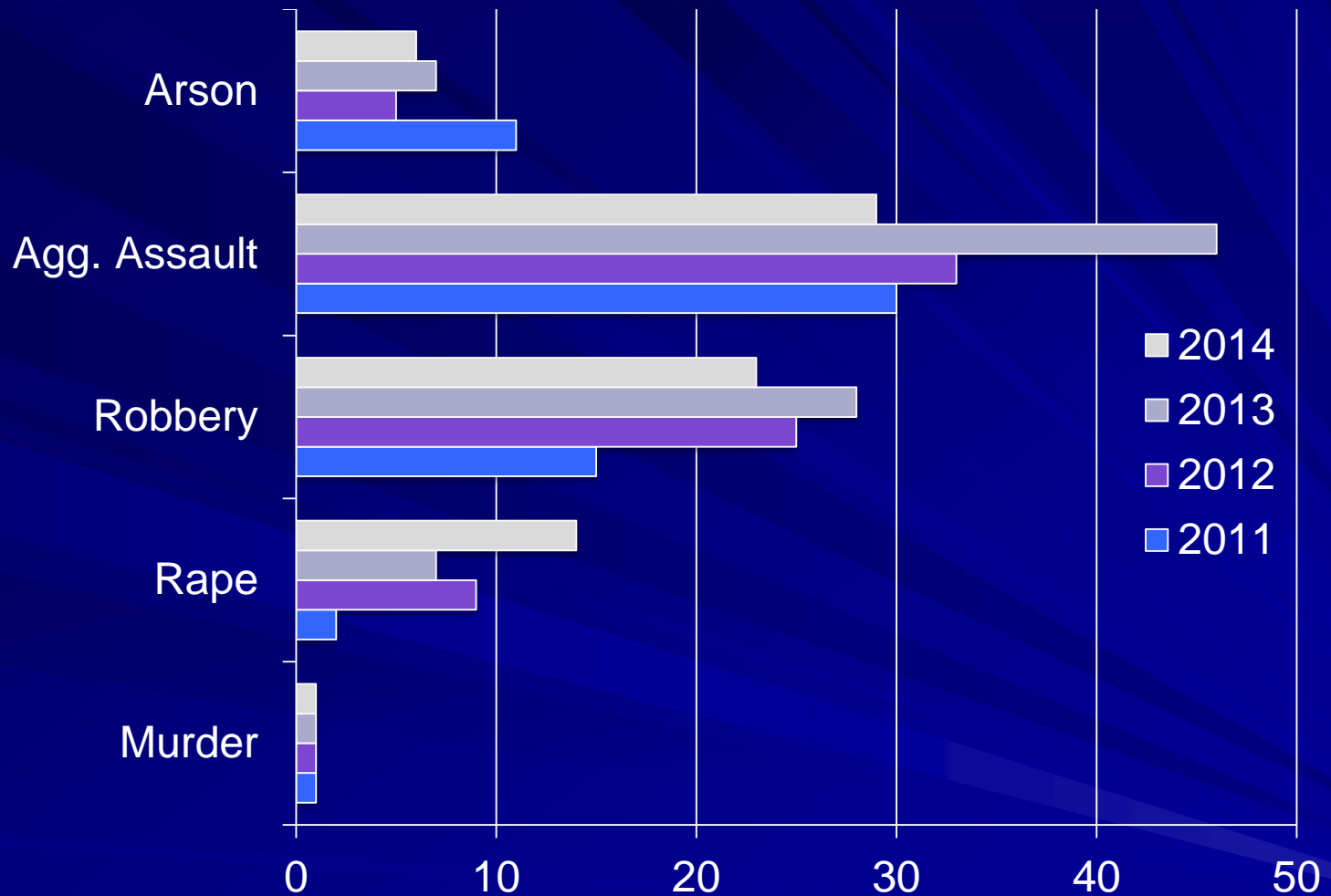


WOODBURN POLICE DEPARTMENT

Integrity-Courage-Pride & Respect-Accountability-Service



Index Crime (Violent + Arson) 2011-2014



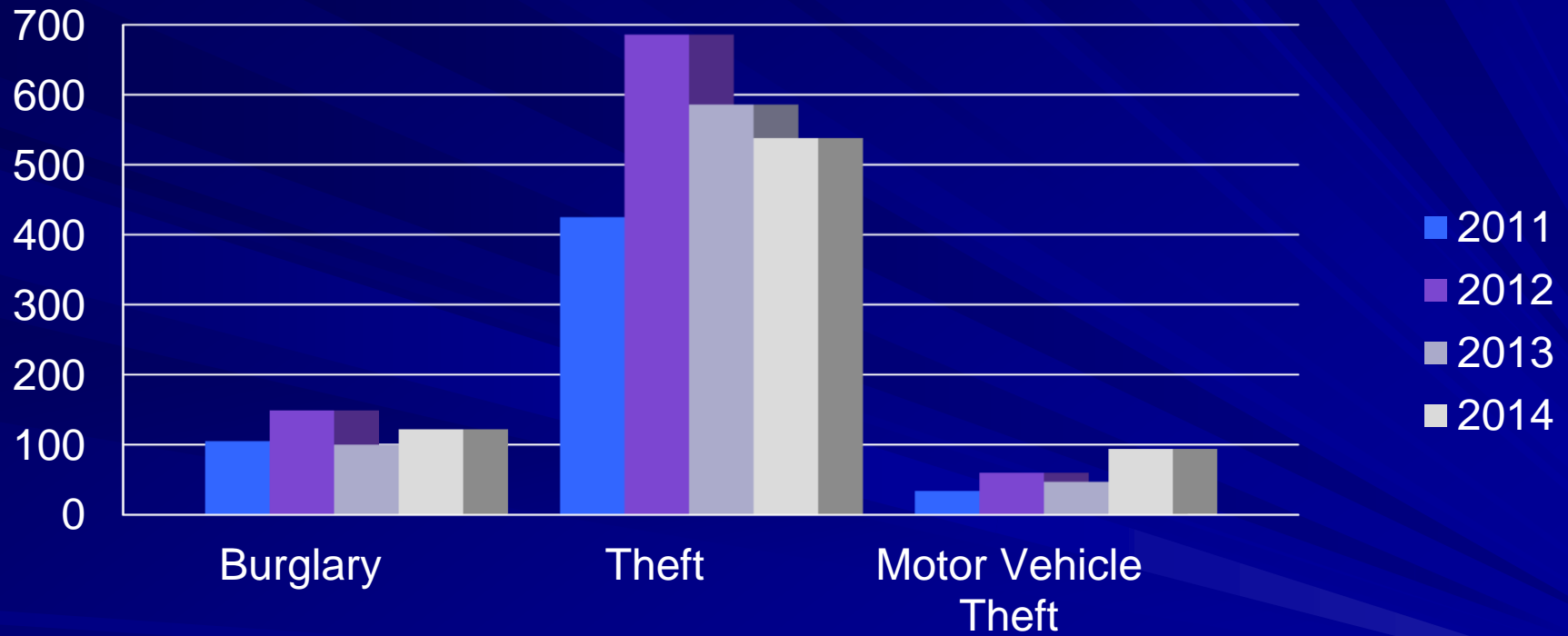
WOODBURN POLICE DEPARTMENT

Integrity-Courage-Pride & Respect-Accountability-Service



Property Index Crimes 2011-2014

Chart Title



WOODBURN POLICE DEPARTMENT

Integrity-Courage-Pride & Respect-Accountability-Service



Key Crime Rate Drivers

■ Violent Crime

- Robbery Down 18% (23 vs. 28)
- Aggravated Assault Down 37% (29 vs. 46)
- Forcible Rape Up 100% (14 vs. 7)

■ Property Crime

- Thefts of All Types Down 8% (538 vs. 586)
- Motor Vehicle Theft Up 27% (94 vs. 74)
- Residential Burglary Down 27% (45 vs 62)

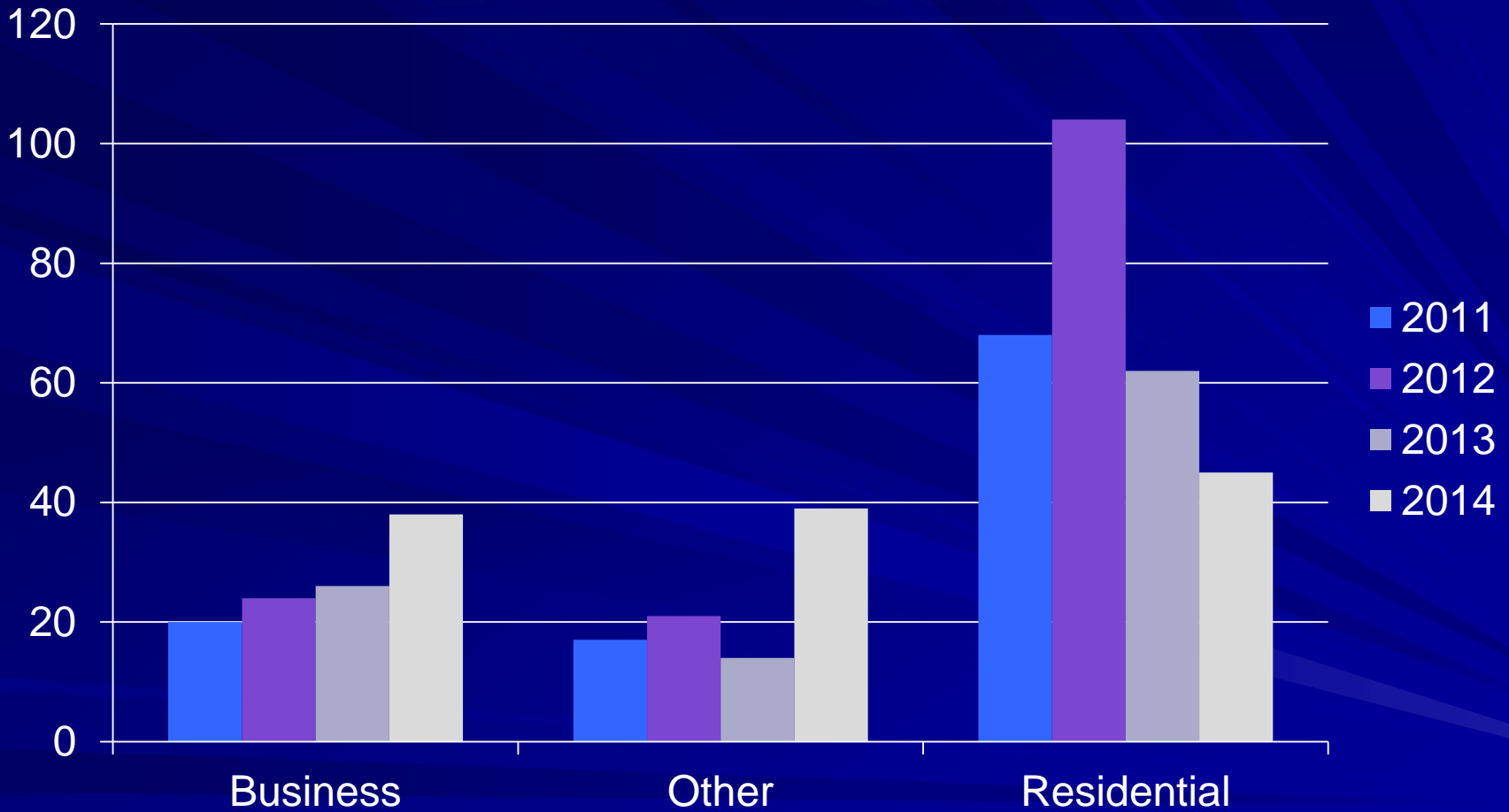


WOODBURN POLICE DEPARTMENT

Integrity-Courage-Pride  Respect-Accountability-Service



Burglary 2014

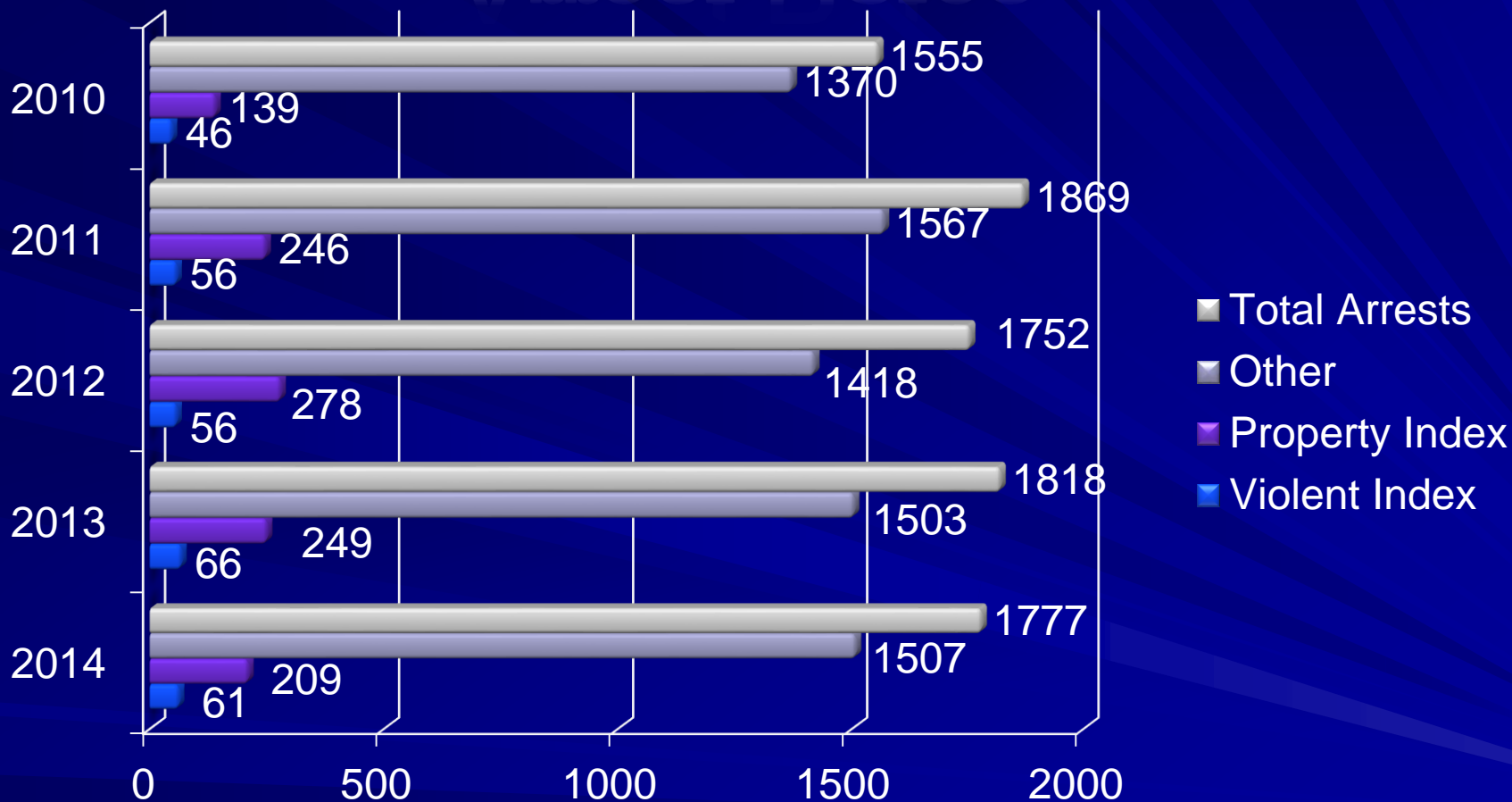


WOODBURN POLICE DEPARTMENT

Integrity-Courage-Pride  Respect-Accountability-Service




Arrest Rates



WOODBURN POLICE DEPARTMENT


Integrity-Courage-Pride  Respect-Accountability-Service



Cost of Crime to Woodburn

Direct Costs of Crime to Woodburn Businesses & Citizens

- Fraud & Identity Theft
 - 84 cases
- Forgery & Counterfeiting
 - 36 cases
- Embezzlement
 - 4 cases
- Theft of All Types
 - 538 cases



WOODBURN POLICE DEPARTMENT

Integrity-Courage-Pride  Respect-Accountability-Service



Human Cost of Crime

- Simple Assaults 113
- Menacing 30
- Weapons Violations 40
- Sex Crimes
 - Physical Molest 7
 - Forcible Sodomy 3
 - Non-Force Rape 14
 - Other 13
- Kidnap 2
- Drugs 107
- DUII 142
- Disorderly 68
- Mental Custody 43
- Warrants 283

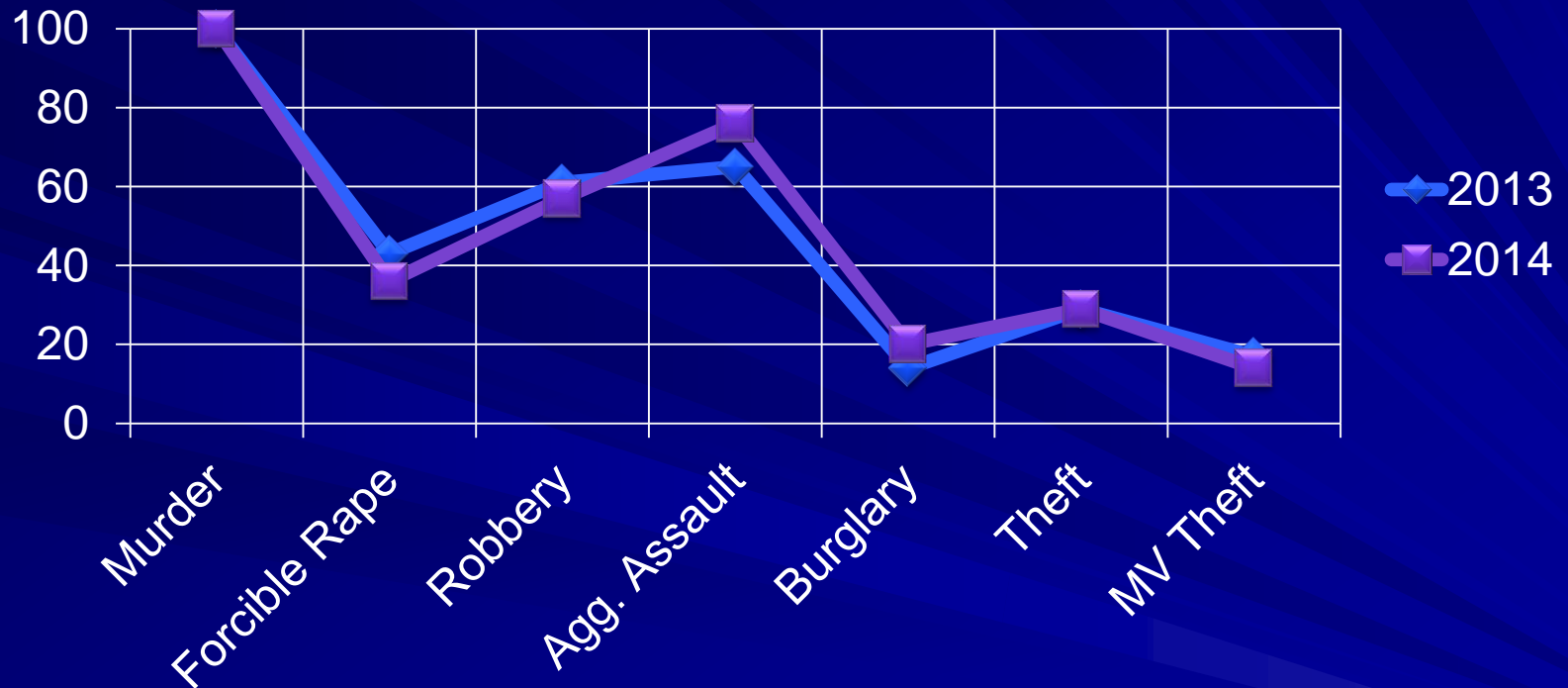


WOODBURN POLICE DEPARTMENT

Integrity-Courage-Pride  Respect-Accountability-Service



Woodburn Index Crime Clearance Rates 2013 vs 2014



WOODBURN POLICE DEPARTMENT

Integrity-Courage-Pride  Respect-Accountability-Service



Crimes Per 100,000 Comparison with Oregon Communities 2013

City	Population	Crimes/100k Pop	Modified Overall Crime Index	Violent Crime Index*	Property Crime Index
Albany	51,692	3,983	2,059	40	2,019
Eugene	158,499	5,250	8,322	402	7,920
Gresham	109,965	4,696	5,164	611	4,553
Coos Bay	15,816	6,480	1,025	60	965
Keizer	37,018	2,615	968	61	907
Klamath Falls	21,403	4,639	1,082	76	917
McMinnville	32,642	3,558	1,023	68	955
Milwaukie	20,480	2,949	604	30	574
Newberg/Dundee	25,647	1,563	401	22	379
Redmond	27,153	4,250	1,154	87	1,067
Portland	609,136	5,347	32,574	2,941	29,633
Roseburg	21,406	5,704	1,221	53	1,168
Salem	158,234	4,145	6,479	520	6,782
Woodburn 13	24,263	3,359	815	82	733
Woodburn 14	24,455	3,357	821	67	754

Issues Driving Crime Rates

- Daytime Population
 - Mobile Criminals
- Crime Complexity
 - Computer Crime
 - Outside LEA Overload
- Gangs
- Drugs
 - Methamphetamine
 - Heroin
 - Opiates
- Criminal Justice System Strain
 - Lack of prosecutorial resources
 - Lack of local jail resources
 - Extreme probation/parole caseloads
- Mental Health Crisis



WOODBURN POLICE DEPARTMENT

Integrity-Courage-Pride  Respect-Accountability-Service



Notable Incidents for 2014

➤ Public Assists	1,365
➤ Ordinances	1,100
➤ Suspicious Person	720
➤ Alarms	696
➤ Field Contact	676
➤ Theft	594
➤ Suspicious Vehicle	549
➤ Assist Police	421
➤ Animals	417
➤ Attempt to Locate	376
➤ Graffiti	352
➤ Noise Complaint	286

By the numbers 2014

Total Calls for Service
18,145

Total Number of Offenses
3212

Total Number of Arrests
1,777

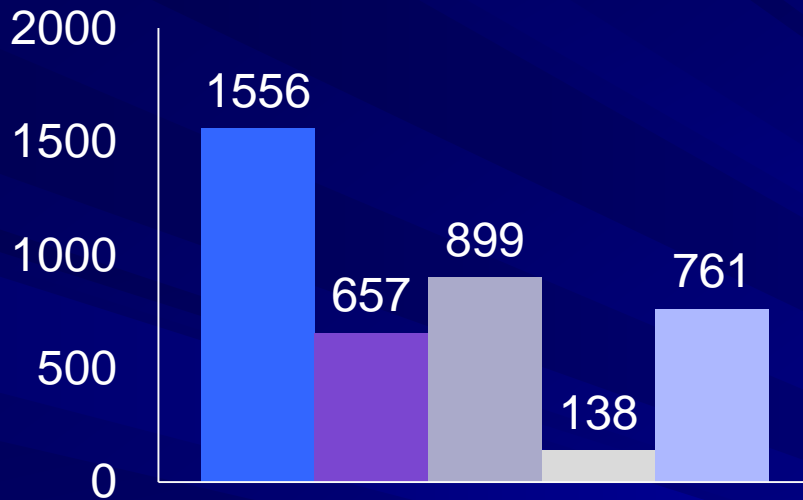


WOODBURN POLICE DEPARTMENT

Integrity-Courage-Pride  Respect-Accountability-Service

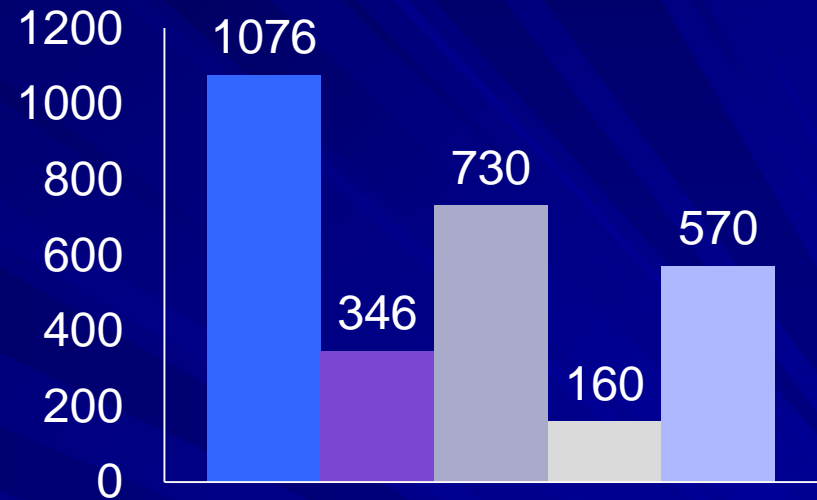


Photo Red Light Stats



North Bound

- Total Incidents
- Vendor Rejected
- Referred to Officer
- Rejected by Officer
- Cites Issued



South Bound

- Total Incidents
- Vendor Rejected
- Referred to Officer
- Rejected by Officer
- Cites Issued



WOODBURN POLICE DEPARTMENT

Integrity-Courage-Pride  Respect-Accountability-Service



Officers Per 100K Citizens



WOODBURN POLICE DEPARTMENT

Integrity-Courage-Pride  Respect-Accountability-Service



Neighborhood Crime Stats



WOODBURN POLICE DEPARTMENT


Integrity-Courage-Pride  Respect-Accountability-Service





Policing in the 21st Century

Developing new paradigms to drive our goals and objectives



WOODBURN POLICE DEPARTMENT

Integrity-Courage-Pride & Respect-Accountability-Service



Questions?

Scott Russell

Chief of Police

Woodburn Police Department

(503) 982-2345

scott.russell@ci.woodburn.or.us



WOODBURN POLICE DEPARTMENT

Integrity-Courage-Pride  Respect-Accountability-Service

